

First Destination Study 2017 - 2018

August 2017 - December 2017 - May 2018



THE MOMENT OF DISCOVERY



EUREKA
COLLEGE

Career Development

Our Mission

The Office of Career Development's mission is to provide students and alumni of Eureka College with the best available resources to prepare for and find employment in today's world.

Students will prepare for their future careers through access to services such as career counseling, interest inventories, resume development, job-search workshops, career fairs, the new Eureka College Career L.A.U.N.C.H. on-campus career conference, alumni mentoring, internship guidance, and more. The Office also provides resources and information for students planning to further their studies in advanced degree programs at other colleges and universities.

The Office of Career Development strives to help students take what they've learned and experienced at Eureka College, and apply it towards finding meaningful work as capable professionals.

99% of EC grads are employed or continuing their education within 6 months of graduation.

Career Services Include:

- Selecting a major
- Resume and cover letter development and feedback
- Mock/practice interviews
- Informational interviews
- Exploring and defining career options
- Developing job search strategies
- Obtaining career-related experience
- Identifying and connecting with prospective employers
- Post-Graduate school research and application reviews
- Career Assessments

Table of Contents

4	Executive Summary
5	First Destination Study Results
6	Detailed Outcomes
7-8	Campus Involvement
9	Department Outcomes
10-12	Eureka College Experience
13	Student Photo Gallery
14-15	Graduate Schools, Internships, and Employers

Executive Summary

The First Destination Study/Outcome Survey is prepared annually by the Office of Career Development to summarize the post-graduation outcomes of Eureka College graduates. This report includes data from undergraduates earning degrees from the graduating classes between July 1, 2017 and June 30, 2018 (August 2017, December 2017, and May 2018). The standards utilized to define the graduation class are consistent with the definition used by the U.S. Department of Education in gathering education statistics for its IPEDS database. This year's survey continues to follow questions designed and developed by the National Association of Colleges and Employers (NACE) standard and protocols.

The term "knowledge rate" defines the percent of graduates for which we have reasonable and verifiable information concerning the graduates' post-graduation career paths. Data was collected via graduation surveys, online surveys, telephone and email solicitations, alumni records, social media research, and input from faculty, staff, and employers. The knowledge rate allows for multiple sources of data, not just survey responses.

The term "Career Outcome Rate" is the percentage of graduates who are engaged in a career outcome. This percentage is calculated by dividing the number of students who are employed (full or part-time), continuing their education, or engaged in volunteer service or military service by the total number of students for which we have reasonable and verifiable information.

The Office of Career Development would like to express sincere appreciation to Katelynn Aukes, Career Development student worker, who helped collect, compile, and organize this information.

Kelly Bay

Director of Career Development

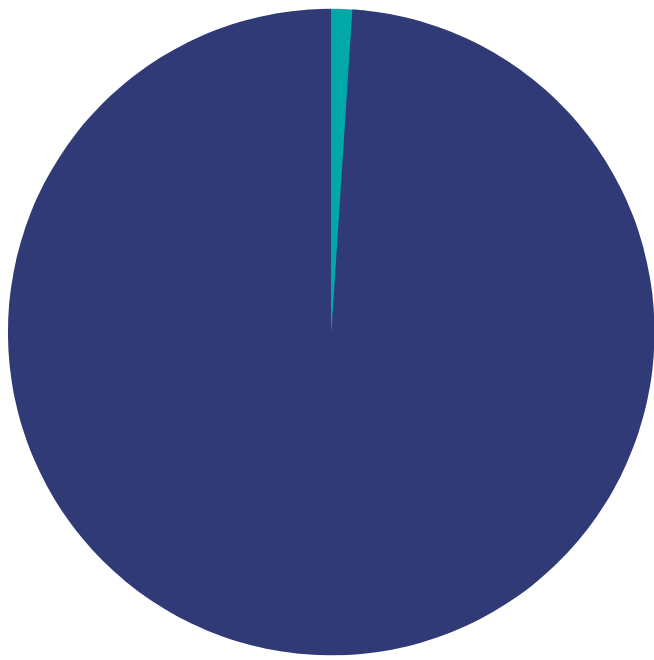
First Destination Study

August 2017 - December 2017 - May 2018

99% Positive Career Outcome!

Graduates Seeking Employment

1%

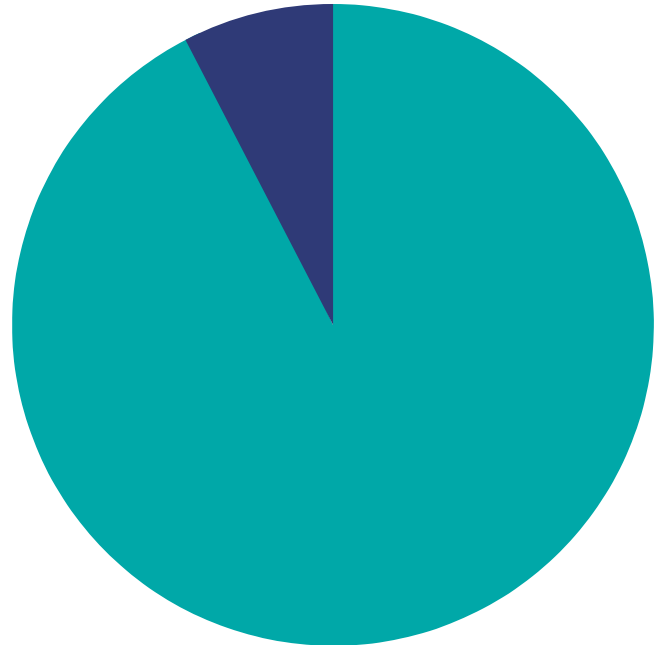


Graduated with Positive Career Outcomes

99%

Number with missing data

7.6%



Graduates with Verifiable Data

92.4%

91% Knowledge Rate!

158 NUMBER OF GRADUATES FROM AUGUST 2017, DECEMBER 2017, & MAY 2018

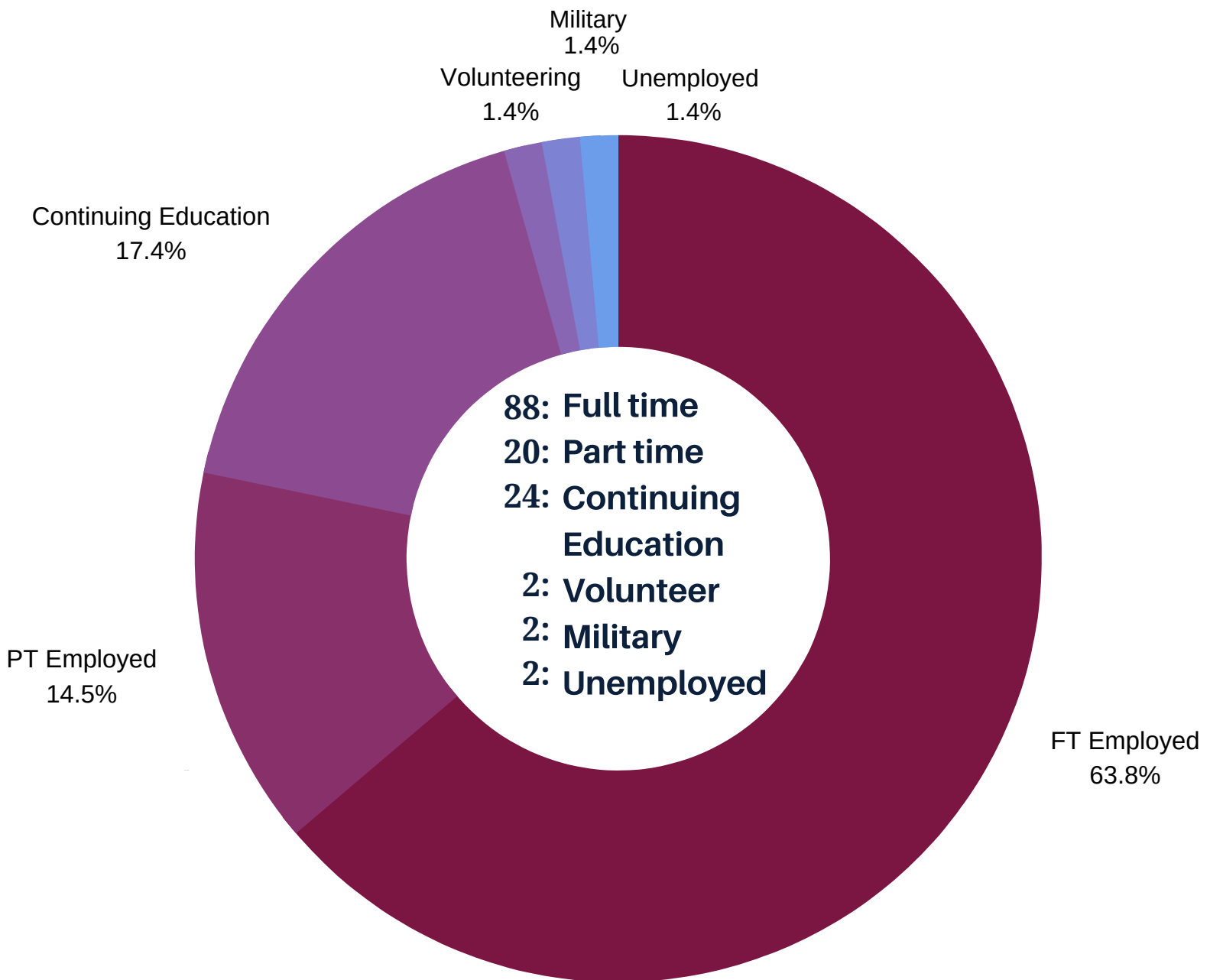
145 NUMBER OF GRADUATES WITH VERIFIABLE DATA

2 NUMBER OF THOSE GRADUATES SEEKING EMPLOYMENT

Percentage is rounded to the nearest whole number. "Positive Career Outcome" is defined using NACE guidelines.

First Destination Study

Detailed Outcomes

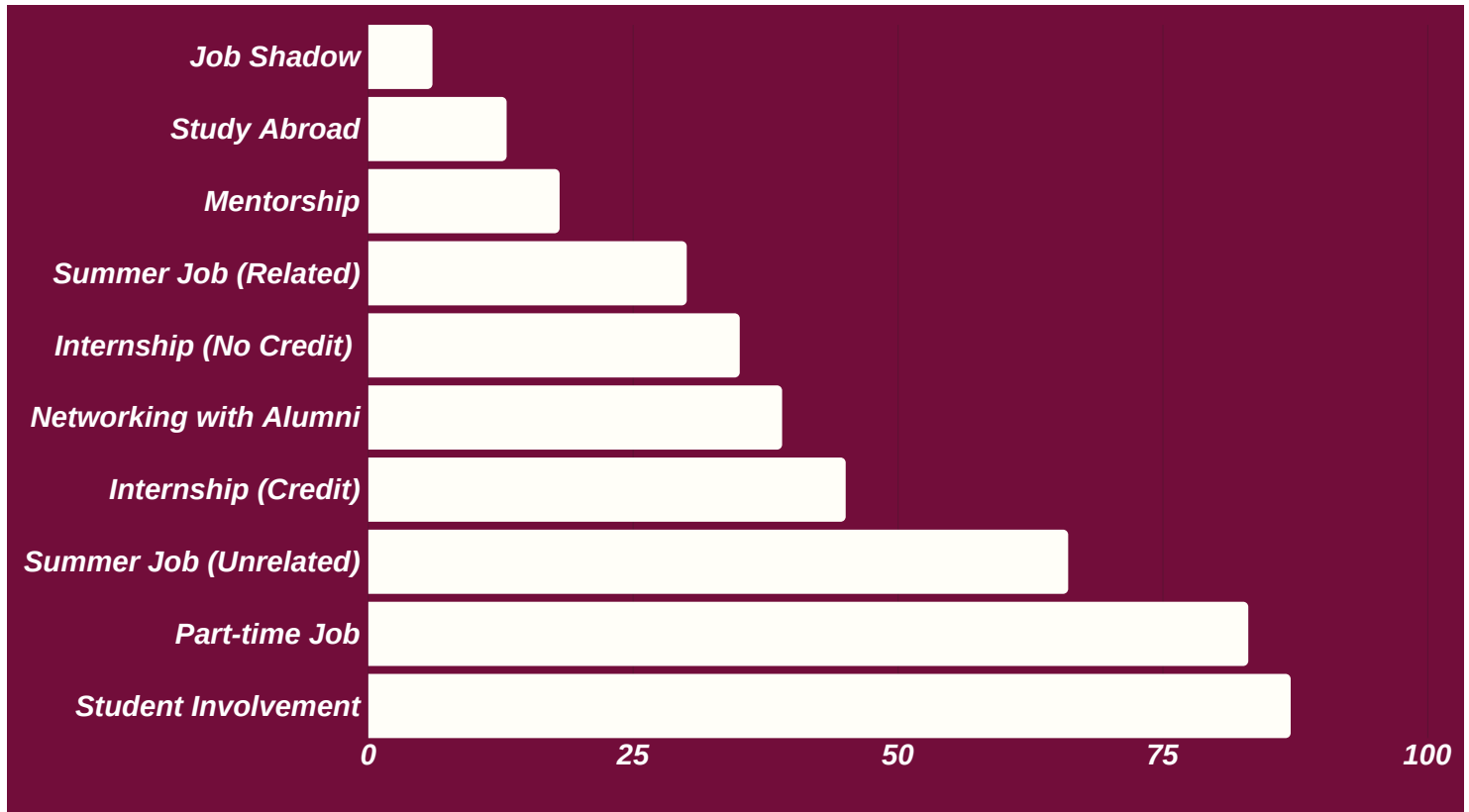


Experiential Learning and Campus Involvement at Eureka College

Eureka graduates were engaged in a multitude of extra-curricular activities, often including leadership roles, and a variety of experiential learning opportunities that extended their learning beyond the classroom. Experiences such as internships, study abroad, independent studies, part-time jobs, alumni networking, collegiate sports, etc. provide Eureka students transferable skills that make them more marketable as they enter the workforce in today's competitive labor market.



Eureka College Student Involvement Graduate Self Reported Study Results



Internship (Credit)	35 (24%)
Internship (No Credit)	20 (14%)
Summer Job (Related to Studies)	25 (17%)
Summer Job (Unrelated to Studies)	41 (28%)
Mentorships	11 (8%)
Part-time Job (Academic Semester[s])	64 (44%)
Student Involvement/Leadership	45 (31%)
Study Abroad	9 (6%)
Networking with Alumni	15 (10%)
Job Shadows	27 (19%)

Academic Department Outcomes

August 2017 - December 2017 - May 2018

Education

Elementary Education:	100%
Special Education:	100%
Mathematics:	100%
Social Sciences:	100%
English:	100%
Physical Education:	N/A
Music:	N/A
OVERALL OUTCOMES RATE:	100%

Social Sciences and Business

Business Administration:	100%
Criminal Justice / Sociology:	92%
Organizational Leadership:	100%
Psychology:	100%
History & Political Science:	100%
Accounting:	100%
Sociology & Psychology:	100%
OVERALL OUTCOMES RATE:	99%

Fine and Performing Arts


Theatre Arts and Drama:	100%
Art:	100%
Music:	100%
Digital Media & Design:	100%
OVERALL OUTCOMES RATE:	100%

Humanities

Communication:	88%
English Literature:	100%
Philosophy & Religion:	100%
English Writing:	100%
OVERALL OUTCOMES RATE:	95%

Science and Mathematics

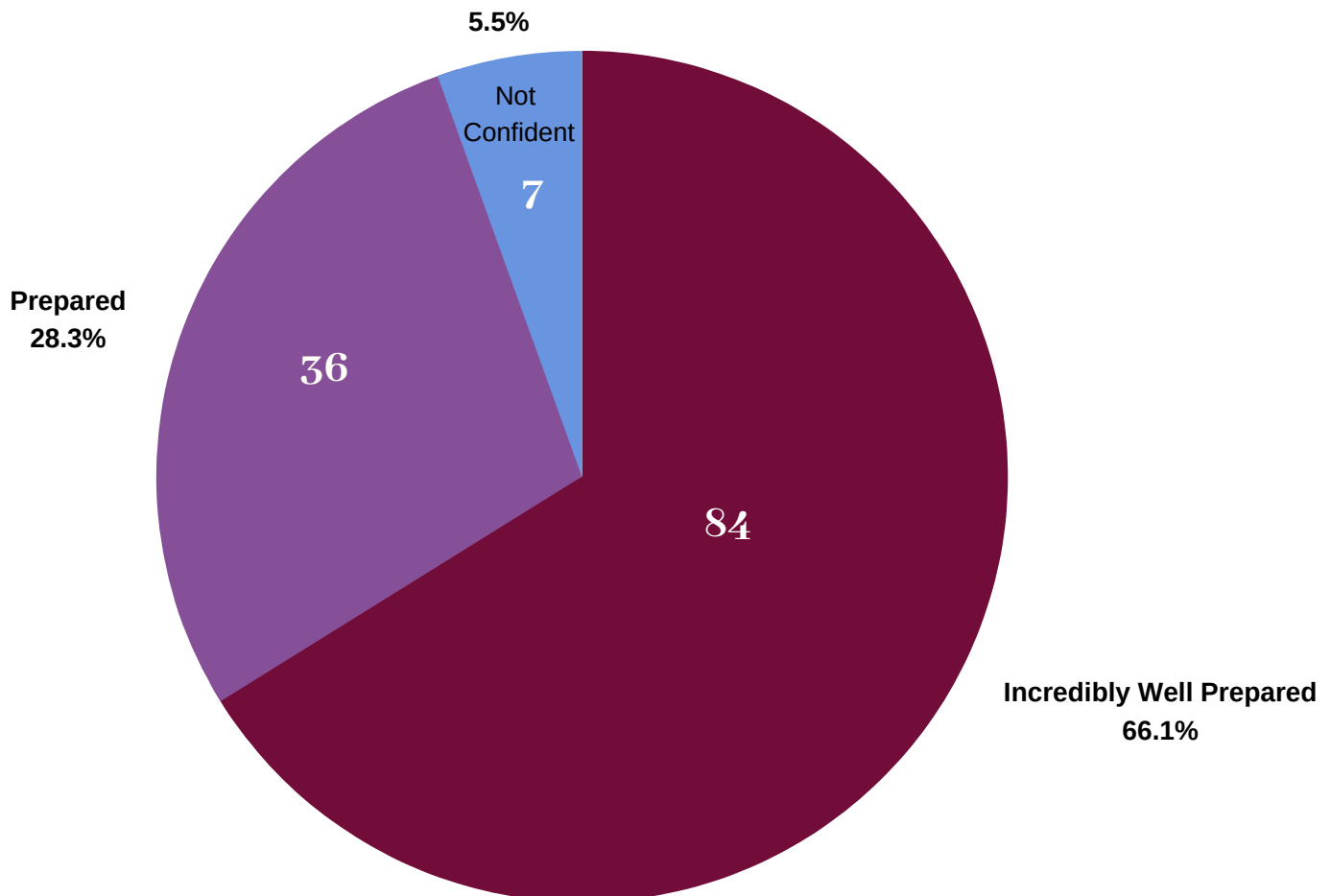
Biology:	100%
Chemistry:	100%
Kinesiology / Exercise Science:	100%
Mathematics:	100%
Kinesiology / Athletic Training:	100%
Computer Studies:	N/A
OVERALL OUTCOMES RATE:	100%



The Eureka College Experience

“How well did Eureka College prepare you?”

94.4% of graduates feel prepared for future success!



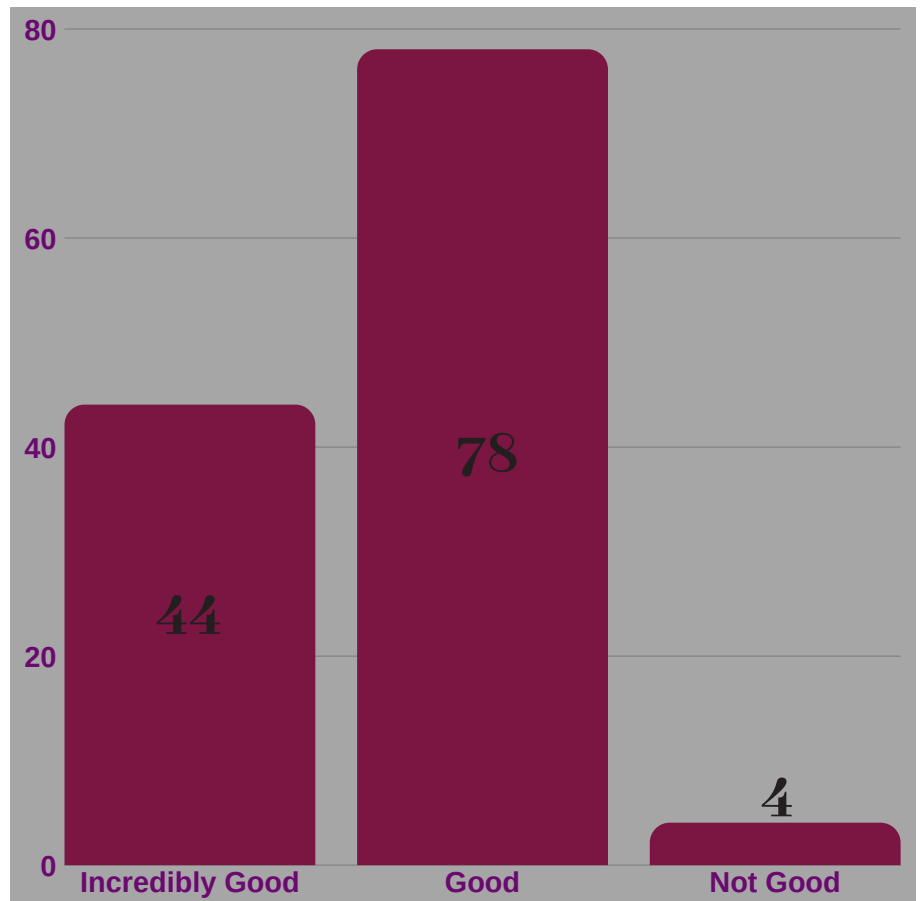
The Eureka College Experience

“Was your EC education a good value?”

97% say yes!

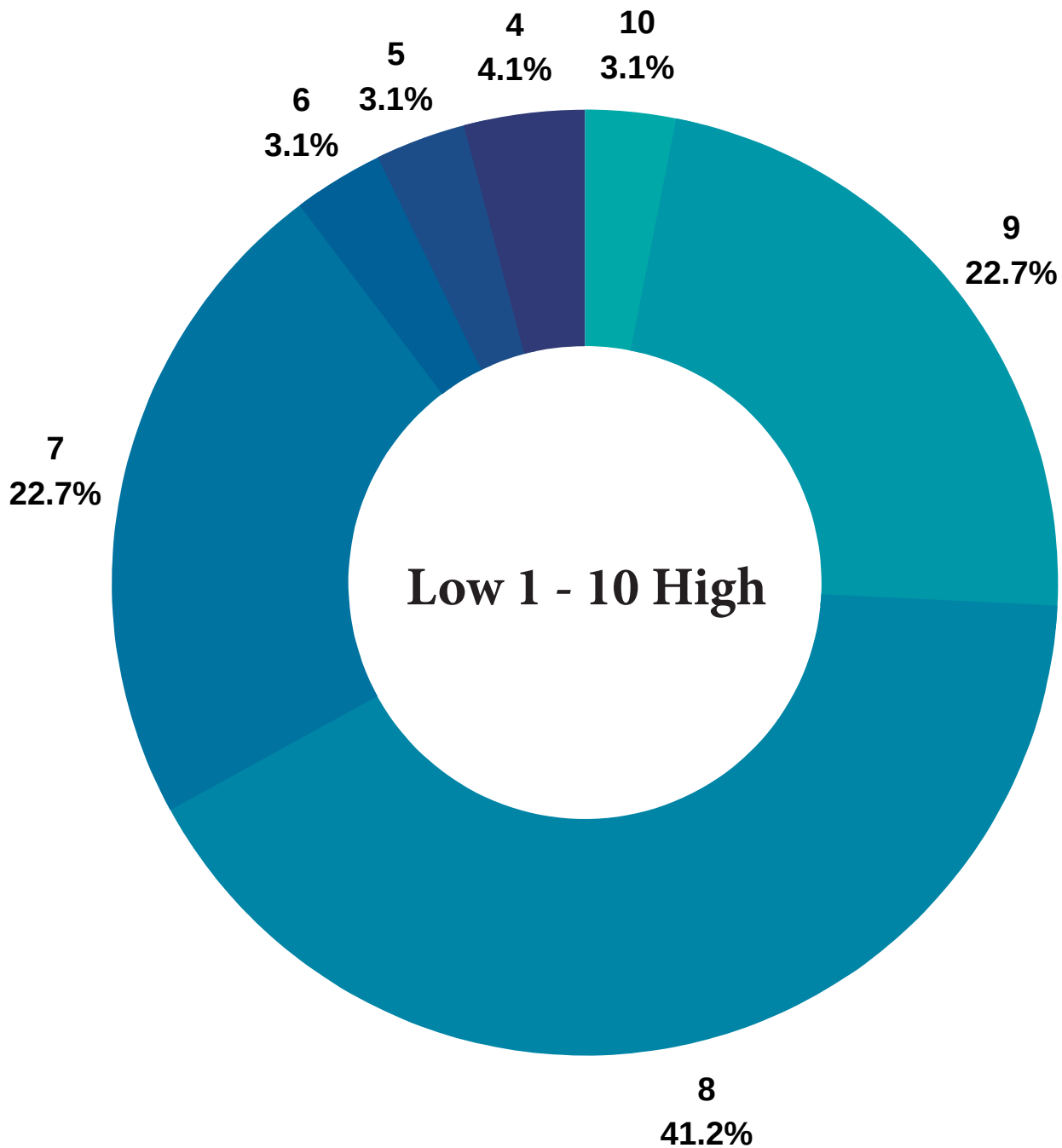


88% would recommend EC to a friend!







The Eureka College Experience
“How satisfied are you with your EC education?”

Average = 8.2



EC Student Photo Gallery



Graduate & Professional Schools

Arizona State University

Aurora University

Edward Via College of Osteopathic Medicine

Emory University

Hult International Business School

Illinois State University

Illinois Wesleyan University

Lewis University

Loyola University Chicago

Southern Illinois University

University of Evansville

University of Illinois

Internships

Caterpillar, Inc.

Easterseals Central Illinois

Eastside Centre

ELM

Eureka College

Eureka High School

Fitness Quest & Sports Enhancement

Gibson Hospital & Health Services

Henry's Farm

Human Service Center

ICC Women's Basketball

IHSA

Ipava State Bank

JC Health & Fitness

Kansas City Chiefs

Lincoln College

Magic Blue Box

McNutt Consulting Services, Inc.

Mind Oasis, LLC

Mississippi State University

Packard & Associates, Inc.

Peoria Chiefs

Peoria County Juvenile Detention Center

Peoria County Sheriff's Office

Peoria Fire Department

Securitas

State Farm

Sunnyside Farms

The Immigration Project

The Nature Conservancy

The Washington Center

UnityPoint Health

Walmart, Inc.



Eureka Graduate, Thomas at an internship with a local auction house




Employers

Aerotek
Applebee's
Arkansas Tech University
Athletico
Avis Budget Rental
B&B Awards and Recognition
Barton & Associated
Belleville Police Dept.
Bradley University
BraunAbility
Calvin Coolidge (Peoria Public Schools)
Camp of Champions, USA
Career Link
Carle Foundation Hospital
Casey's
CAT Tech Center
CATO Fashions
CEIP Victoria
Central Intermediate
Children's Home Association
Cisler and Associates Real Estate
City of Peoria
Conner Co.
Country Financial
CVS Pharmacy
Dan Pfiefer State Farm
David's Bridal
Dental at Prairie Crossing
Dermatology & Mohs Surgery Institute
Dr. Maude. A. Sanders Primary School
Eastland Suites Hotel & Conference Center
Eureka College
Faith Lutheran Child Care Center
Farmers Insurance
Farmington Jr. High
First State Bank of Forrest
Fitness Quest & Sports Enhancement Center
FMC
Giant Steps
Hartgrove Behavioral

Havana High School
Health System
Heartland Bank
Holiday Inn
Hometown Community Banks
Human Service Center
Illinois Central College
Illinois State University
Indiana State Police
Jo Daviess Conservation Foundation
Kim's Dance Academy
Kimpton Hotel Monaco Chicago
Lagos Biennial
LE Starke Elementary School
The Lifeguard Store
Livingston County Special Services Unit
Low Point Washburn Elementary
Loyola University Chicago
McLean County Center for
Human Services
Memorial Jr. High (Lansing Dist. 158)
MH Equipment Company
Midwest Central Middle School
Momence High School
Morton Community Bank
Moultrie County Sheriff's Office
Nissan North America
O'Keefe School of Excellence
Ohio State University
OneMain Financial
OSF St. Francis
Parkside Jr. High
Pekin Comm. High School
Pekin Insurance
Peoria Heights Grade School
Peoria Police Dept.
Perley Cable Construction, Inc.
PHD Services
Quest Charter Academy
Reagan Middle School

Red Raccoon Games
Rogy's Learning Place
Rose International
Rural King
Sam Lehman
Samaritan Ministries
Schneider
Securitas Electronic Security
Soderstrom Skin Institute
State Farm
TEK Systems
The Outpost
Topsy's Bar and Grill
Tremont High School
Tribal Media House, Inc.
United Health Services
UnityPoint Health
University of Idaho
University Place Christian Church - DOC
Verizon Connect
Virginia Tech
Vital Security
Walmart
Washington Comm. High School
Wells Fargo
Wilbert and Associates
Wildlife Prairie Park
Young America Realty, Inc.



*These are just a few of
the businesses
that are employing
Eureka graduates!*

