



FIRST DESTINATION REPORT

AUG. 2018 - DEC. 2018 - MAY 2019

EUREKA COLLEGE 2018 - 2019

THE MOMENT OF DISCOVERY



EUREKA
COLLEGE

Our Mission

The Office of Career Development's mission is to provide students and alumni of Eureka College with the best available resources to prepare for and find employment in today's world.

Students will prepare for their future careers through access to services such as career counseling, interest inventories, resume development, job-search assistance, career fairs, the annual Eureka College Career L.A.U.N.C.H. on-campus career conference, alumni mentoring, internship guidance, and more.

The Office also provides resources and information for students planning to further their studies in advanced degree programs at other colleges and universities. The Office of Career Development strives to help students take what they've learned and experienced at Eureka College, and apply it towards finding meaningful work as capable professionals.

97% *of EC grads are employed or continuing their education within 6 months of graduation.*

Career Services Include:

- Selecting a major
- Resume and cover letter development and feedback
- Mock/practice interviews
- Informational interviews
- Exploring and defining career options
- Developing job search strategies
- Obtaining career-related experience
- Identifying and connecting with prospective employers
- Post-Graduate school research and application reviews
- Career Assessments

TABLE OF CONTENTS

2	EXECUTIVE SUMMARY
3	FIRST DESTINATION STUDY RESULTS
4	DETAILED OUTCOMES
5-6	CAMPUS INVOLVEMENT
7	DEPARTMENT OUTCOMES
8-10	EUREKA COLLEGE EXPERIENCE
11	STUDENT PHOTO GALLERY
12-13	GRADUATE SCHOOLS, INTERNSHIPS, AND EMPLOYERS



Executive Summary

The First Destination Study/Outcome Survey is prepared annually by the Office of Career Development to summarize the post-graduation outcomes of Eureka College graduates. This report includes data from undergraduates earning degrees from the graduating classes between July 1, 2018 and June 30, 2019 (August 2018, December 2018, and May 2019). The standards utilized to define the graduation class are consistent with the definition used by the U.S. Department of Education in gathering education statistics for its IPEDS database. This year's survey continues to follow questions designed and developed by the National Association of Colleges and Employers (NACE) standards and protocols.

The term "knowledge rate" defines the percent of graduates for which we have reasonable and verifiable information concerning the graduates' post-graduation career paths. Data was collected via graduation surveys, online surveys, telephone and email solicitations, alumni records, social media research, and input from faculty, staff, employers, friends, and family. The knowledge rate allows for multiple sources of data, not just survey responses.

The term "career outcome rate" is the percentage of graduates who are engaged in a career outcome. This percentage is calculated by dividing the number of students who are employed (full or part-time), continuing their education, or engaged in volunteer service or military service by the total number of students for which we have reasonable and verifiable information.

The Office of Career Development would like to express sincere appreciation to Katelynn Aukes, Career Development student worker, who helped collect, compile, and organize this information.

Kelly Bay

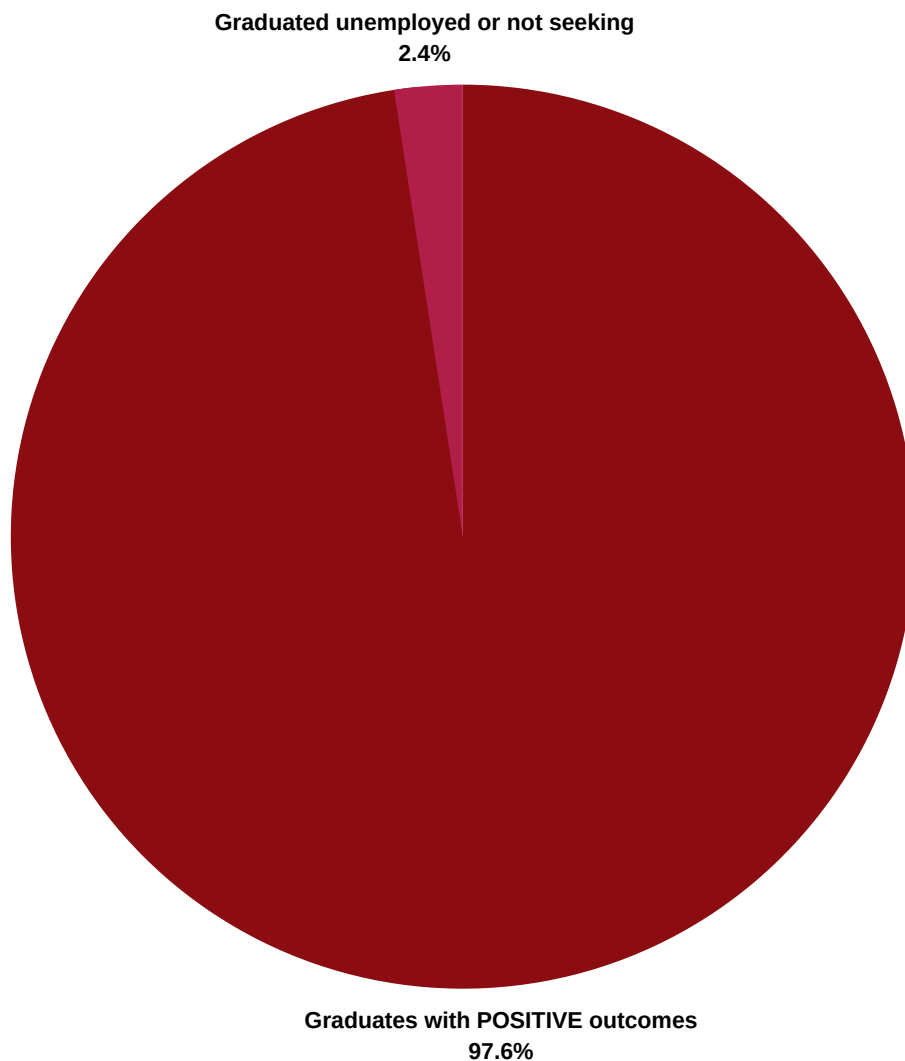
Director of Career Development



First Destination Study

August 2018 - December 2018 - May 2019

97% *Positive Career Outcome!*



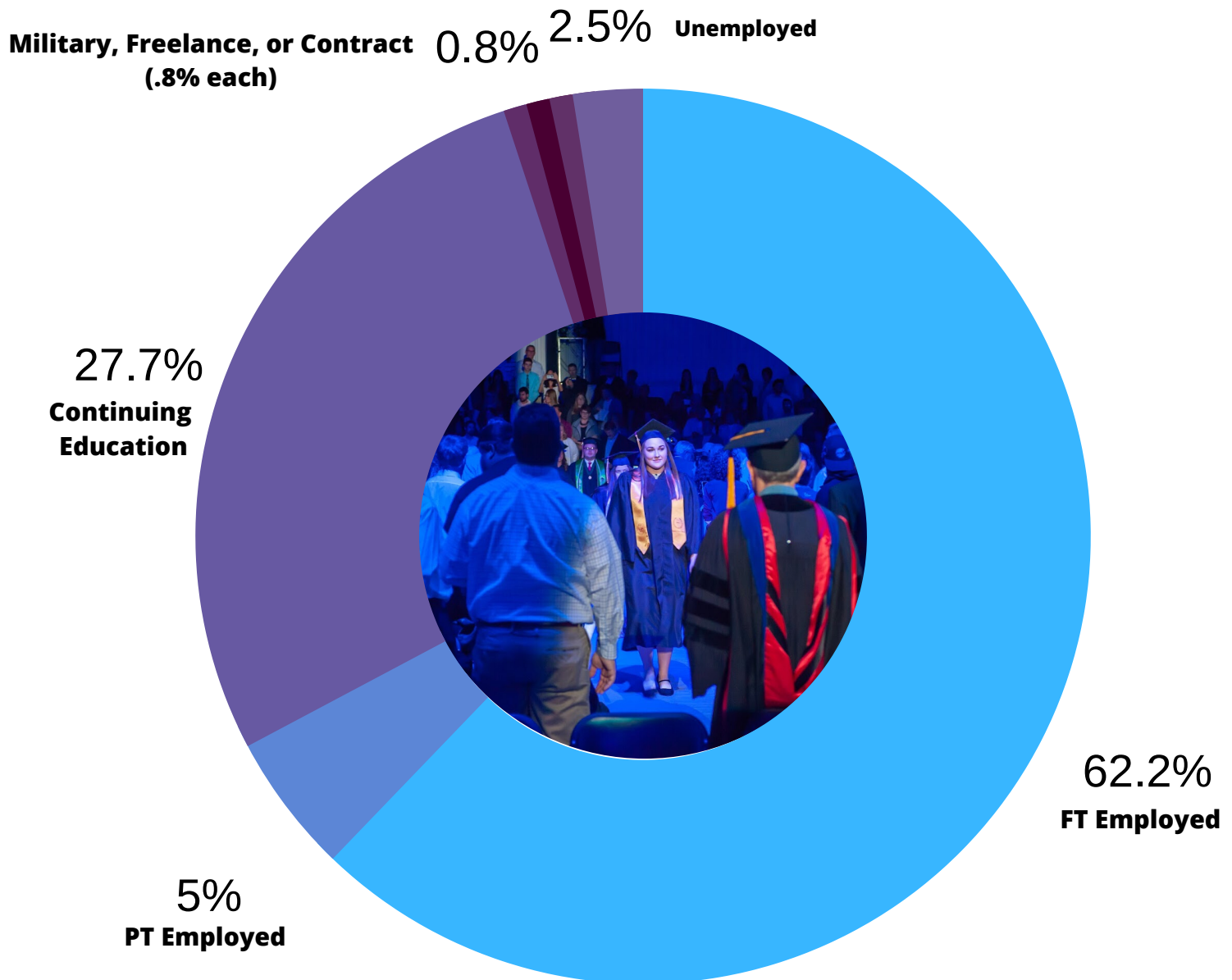
91% *Knowledge Rate*

- 131** Number of graduates from August 2018, December 2018, & May 2019
- 119** Number of graduates with verifiable data
- 3** Number of those graduates seeking or not-seeking employment

Percentage is rounded to the nearest whole number. "Positive Career outcome" is defined using NACE guidelines. Exact percentages are 97.47% positive outcome and 90.83% knowledge rate.


First Destination Study

Detailed Outcomes




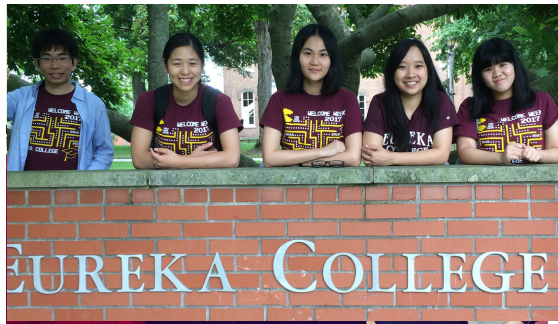
By the numbers

- 74 graduates are employed full-time
- 6 graduates are employed part-time
- 33 graduates are continuing their education
- 1 graduate is conducting freelance work
- 1 graduate is conducting contract/temp work
- 1 graduate is enlisting in the military
- 3 graduates are unemployed



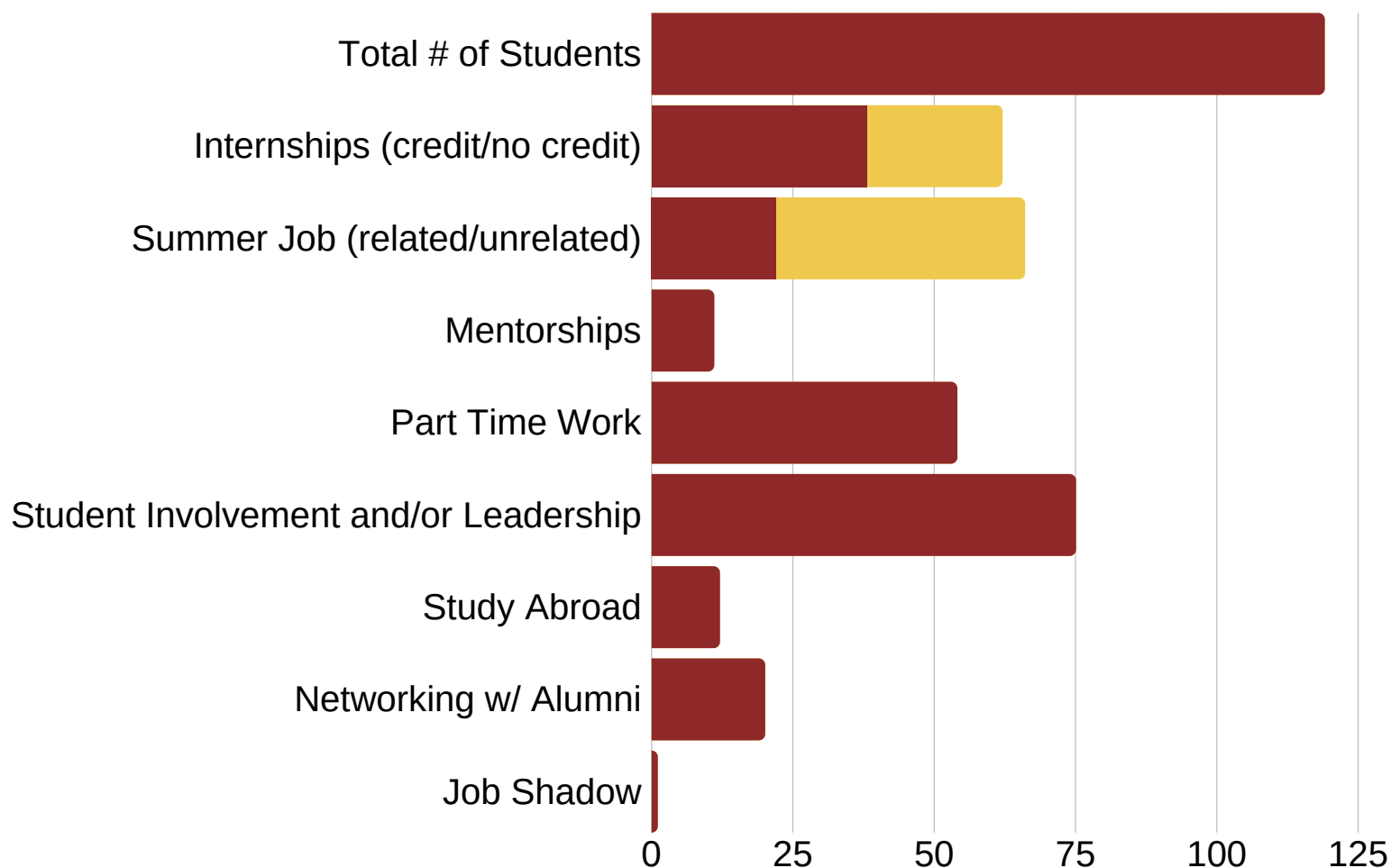
Experiential Learning and Campus Involvement at Eureka College

Eureka graduates were engaged in a multitude of extra-curricular activities, often including leadership roles, and a variety of experiential learning opportunities which extended their learning beyond the classroom. Experiences such as internships, study abroad, independent studies, part-time jobs, alumni networking, collegiate sports, etc. provide Eureka students transferable skills which enhance their marketability as they enter the workforce in today's competitive labor market.



Experiential Learning

Graduate Self-Reported Study Results



- *Internship (credit)* 38 (32%)
- *Internship (no credit)* 24 (21%)
- *Summer job (related to studies)* 22 (18%)
- *Summer job (unrelated to studies)* 44 (37%)
- *Mentorships* 11 (9%)
- *Part-time job (academic semester[s])* 54 (45%)
- *Student involvement/leadership* 75 (63%)
- *Study abroad* 12 (10%)
- *Networking with alumni* 20 (17%)
- *Job shadows* 1 (0.8%)



OUTCOME BY DEPARTMENT

OVERALL	<u>EDUCATION</u>	BY MAJOR
100%	<i>Elementary Education</i>	100%
	<i>Education (Middle Grades)</i>	100%
	<i>Special Education</i>	100%
	<i>Mathematics (Secondary Education)</i>	100%
	<i>Social Science (Secondary Education)</i>	100%
	<i>English (Secondary Education)</i>	100%
	<i>Physical Education</i>	100%
	<i>Music Education</i>	N/A

OVERALL	<u>HUMANITIES</u>	BY MAJOR
98%	<i>Communication</i>	100%
	<i>English/Literature</i>	100%
	<i>English/Writing</i>	100%
	<i>Philosophy & Religion</i>	100%
	<i>Hispanic Studies (Spanish)</i>	100%

OVERALL	<u>SOCIAL SCIENCE & BUSINESS</u>	BY MAJOR
98%	<i>Accounting</i>	100%
	<i>Business Administration</i>	100%
	<i>Criminal Justice/Sociology</i>	93%
	<i>History & Political Science</i>	100%
	<i>Organizational Leadership</i>	100%
	<i>Psychology</i>	100%
	<i>Sociology & Psychology</i>	100%
	<i>Sports Management</i>	100%

OVERALL	<u>SCIENCE & MATHEMATICS</u>	BY MAJOR
96%	<i>Biology</i>	100%
	<i>Chemistry</i>	100%
	<i>Kinesiology/Exercise Science</i>	100%
	<i>Kinesiology/Athletic Training</i>	100%
	<i>Mathematics</i>	100%
	<i>Environmental Studies</i>	100%
	<i>Environmental Science</i>	50%

OVERALL	<u>FINE & PERFORMING ARTS</u>	BY MAJOR
88%	<i>Art</i>	100%
	<i>Music</i>	N/A
	<i>Theatre Arts</i>	N/A
	<i>Digital & Media Design</i>	50%

"How Well Did Eureka College Prepare You?"

97%

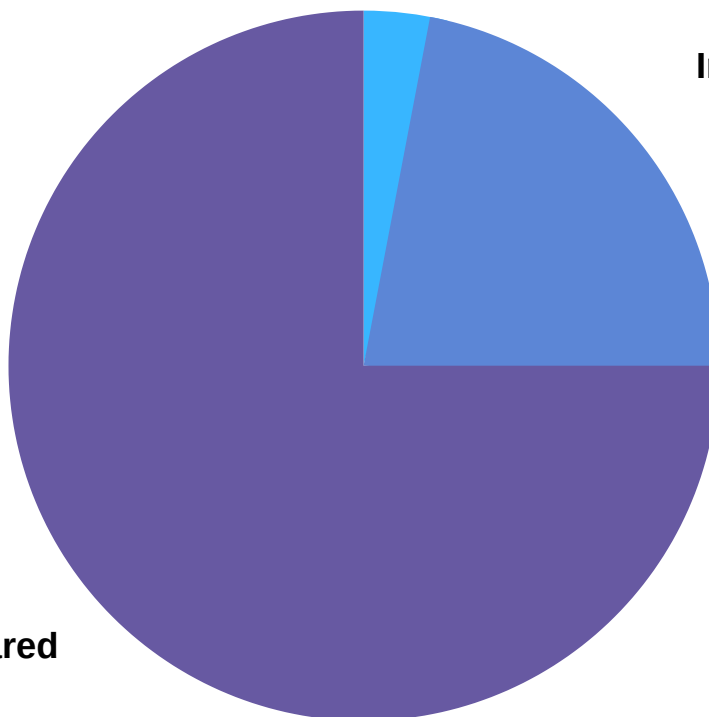
of graduates feel prepared
for future success!



Not Confident
3%

Incredibly Well Prepared
22%

Well Prepared
75%



"Was Your Eureka Education a Good Value?"

98% say YES!



125

100

75

50

25

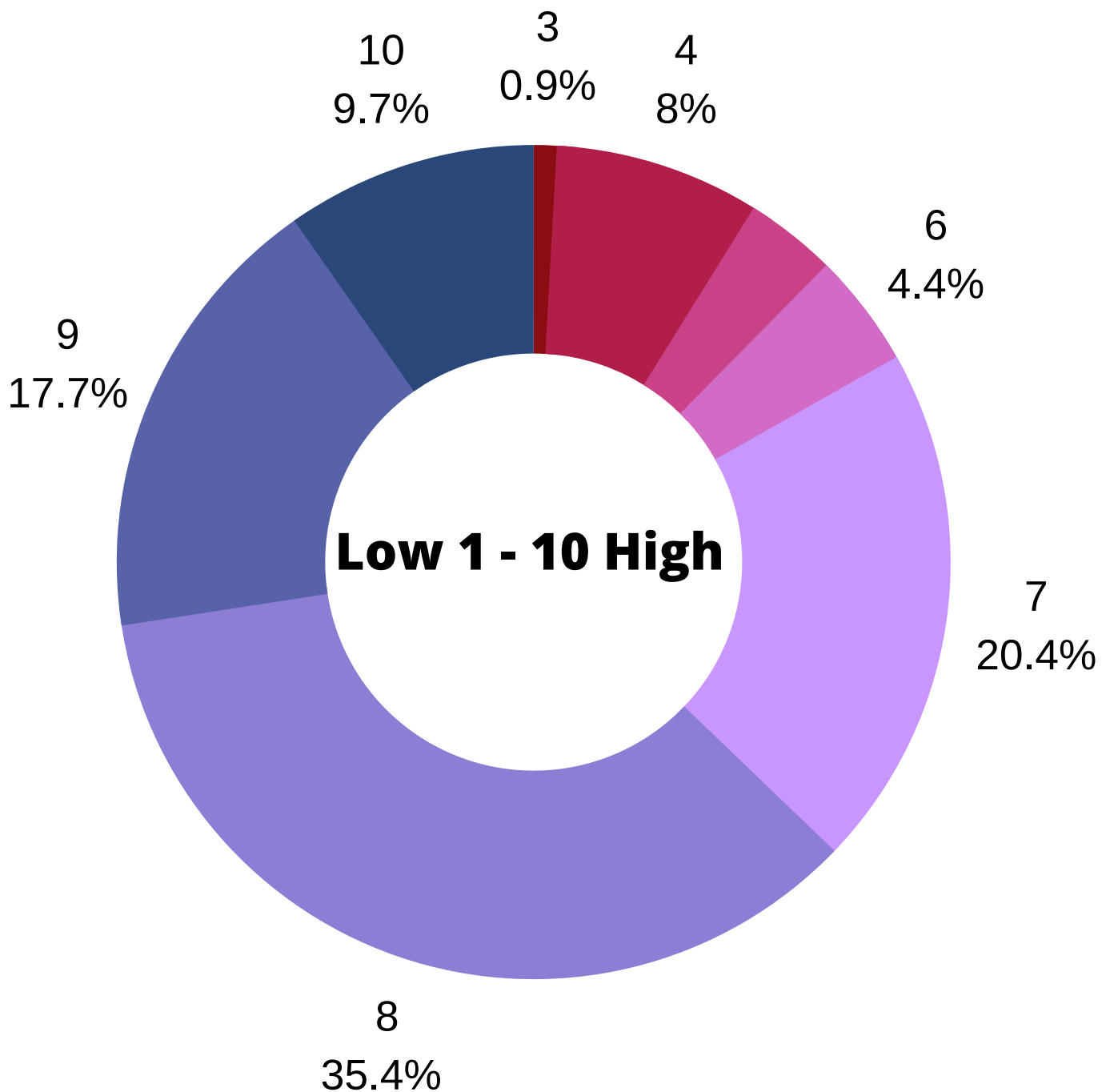
0


Incredibly Good/Good

Not a Good Value

"How satisfied are you with your EC education?"

Average = **7.6**





Graduate & Professional Schools

Adler University
Bradley University
Butler University
Concordia University Wisconsin
Debusk College of Osteopathic Medicine
Great Commission Bible Institute
Illinois State University
Logan University
Methodist College
Minnesota State
New England Law School

Northern Illinois University
Notre Dame
St. Josephs Seminary
St. Louis University School of Law
University of Illinois - Champaign
University of Illinois - Springfield
Vanderbilt Divinity School
Washington University -
School of Medicine
Western Governors University
Western Michigan University

Internships

Bradley University
Bix Basement Systems
Caterpillar
Children's Home Association of Illinois
Craig Spine and Sport
Elkhart Grain
ELM (Eureka Literary Magazine)
Eureka College Alumni & Development
Eureka College Archives
Eureka College Athletic Department
Eureka College Melick Library
Eureka College Office of Career
Development
Eureka College Office of the President
Eureka College Office of Student Life
Eureka College Ronald Reagan Museum

Eureka Public Library
Kicks Fitness
Morton Crime Lab
Motorola Innovation Center
Peoria Civic Center
Peoria Riverfront Museum
State Farm
StraightUp Solar
Tazewell County Sheriff's Dept.
Toyota Park
Walt Disney World
Washington Police Department
Woodford County Court House
Woodford County Sheriff's Dept.
360 Performance
Urban Acres

Employers

Adler University
Advanced Technology Services
Allegiant Travel Company
Ambitech Engineering Company
Americana Building Products
Apostolic Christian LifePoints
Ashley HomeStore
Associated Gastroenterology Consultants, Inc.
Athletico
Batavia Police Department.
Bernardi's
Bloomington High School
Carle Foundation Hospital
Caterpillar, Inc.
Catlin Bank
Central States Media
Crittenton Centers
CVS
Damar Services, Inc.
Disney Theme Parks
East Central Illinois Area Agency on Aging
Eby-Brown
Elkhart grain
Enterprise Infrastructure Acceleration
Erie Insurance
Ernst-Tyler, P.C.
Eureka College
Farmers Insurance
Farmington High School
Gateway Arch National Park
Germantown Hills Elementary
Goodwill Industries
Grundy Elementary School
Higher Hopes LLC
Hy-Vee
Illini West High School
Indeed.com
John L. Hensey Elementary School
Kane County Sheriff's Office
Kicks Fitness
LaSalle County Detention Center
Lettie Brown Elementary School
Lincoln Elementary School
McLean County Sheriff
Menard's
Methodist College
Missouri DNR - State Parks
Morton Buildings, Inc.
Morton Rentals
National Louis University at Wheeling
Nexus Onarga Academy
OSF Children's Hospital of Illinois
OSF St. Francis Hospital
Pacific Ethanol
Par-A-Dice Casino and Resort
Pekin Community High School
Pendleton Juvenile Correctional Facility
Peoria Children's Home
Peoria County Juvenile Detention Center
Pittsburgh PD
Quest Charter Middle School
Robein School District 85
Washington District 50 Schools
SciTech Hands-On Museum
St. Joseph's Seminary
St. Jude Catholic School
State Farm
StraightUp Solar
The Center for Youth and Family Solutions
Toyota Park
UnityPoint Health
VirtuSense Technologies
Walmart eCommerce
Washington Community High School
Woodford County Courthouse
Zip Chicago

First Destination Study

2018 - 2019

